


ShopInsights™

Retail Council of Canada 2016 – RETAIL & POLITICS

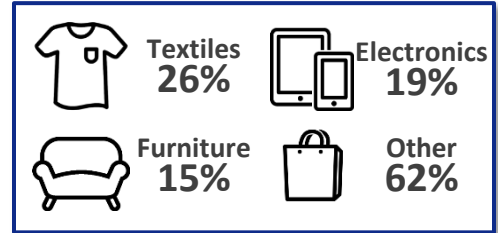
Sourcing Products

36%

The **Top 3** countries being sourced from:
(without free trade agreement)



The average percentage of total product offering sourced from China



Products sourced from China:

83%

Have experienced barriers or issues when sourcing from China, including:

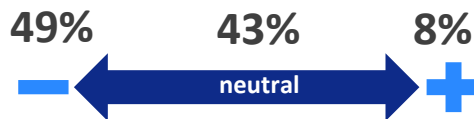


Canada Pension Plan. In favor or opposed to the proposed 1% increase?*

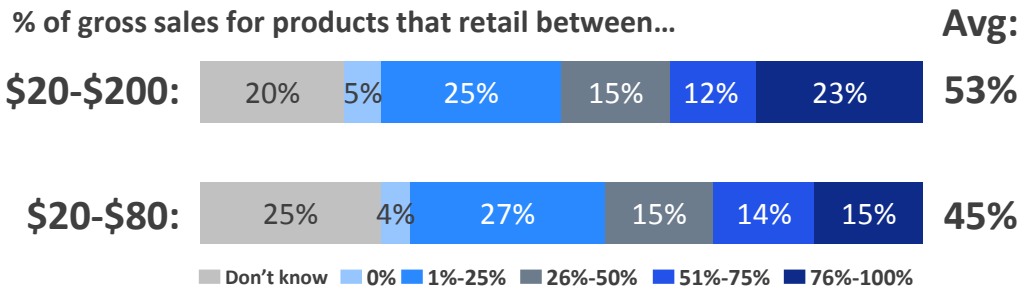
Retailers are split on being in favor of the increase to mandatory CPP contribution amount:



Majority feel neutral or negative about the impact the change to CPP contribution amount will have on their business:



Sales and Customs Duties



* Excluding Québec

Become a Member of Retail Council of Canada

Save Money. Be Heard. Stay Informed.

Become a member of Retail Council of Canada today at

RetailCouncil.org/join or call 1 888 373-8245



ShopInsights™

Retail Council of Canada 2016 – RETAIL & POLITICS - Quebec

Sourcing Products

The **Top 3** countries being sourced from:
(without free trade agreement)



India:
12%



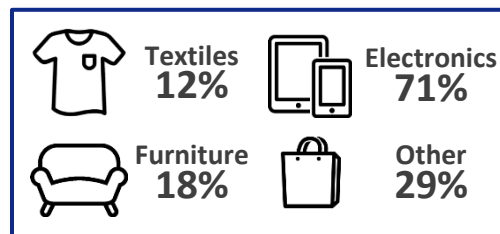
Hong Kong:
20%



China:
68%

48%

The average percentage of total product offering sourced from China



Products sourced from China:



100%

Have experienced barriers or issues when sourcing from China, including:



High import Tariffs: **41%**



Quality: **59%**



Communication: **47%**



Regulatory Barriers: **24%**

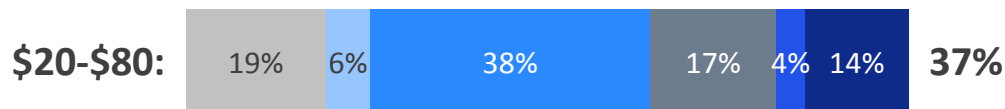
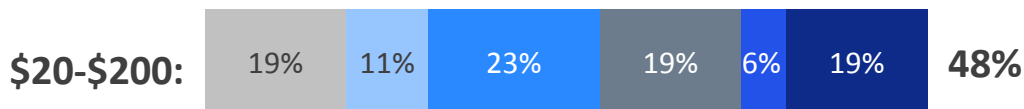


Comparable Standards: **12%**

Sales and Customs Duties

% of Gross Sales for products that retail between...

Avg:



■ Don't know ■ 0% ■ 1%-25% ■ 26%-50% ■ 51%-75% ■ 76%-100%

Become a Member of Retail Council of Canada

Save Money. Be Heard. Stay Informed.

Become a member of Retail Council of Canada today at

RetailCouncil.org/join or call 1 888 373-8245

